

Clara Barton



**BORN CHRISTMAS DAY
1821**



WHEN CLARA WAS 11 YEARS OLD, HER BROTHER DAVID FELL FROM THE ROOF OF A BARN AND GOT VERY BADLY HURT. HE COULDN'T WALK AND NEEDED CONSTANT CARE.




1838

CLARA BECAME A TEACHER. SHE WORKED VERY WELL WITH CHILDREN AND WAS KNOWN TO BE A GREAT EDUCATOR.

CLARA STAYED BY HER BROTHER'S SIDE DAY AND NIGHT, AND BECAME HIS FULL-TIME CAREGIVER. SHE;

- MEASURED AND GAVE HIM MEDICATIONS ON SCHEDULE**
- DRESSED HIS WOUNDS**
- FOLLOWED INSTRUCTIONS FROM THE FAMILY DOCTOR**



1855

SHE MOVED TO THE CAPITAL AND WORKED AS A CLERK FOR THE PATENT OFFICE. THIS WAS THE FIRST TIME A WOMAN HELD SUCH A ROLE IN THE U.S. GOVERNMENT, AND AT THE SAME PAY AS THAT OF A MAN



CIVIL WAR

IN 1861 THE CIVIL WAR BEGAN AND CLARA BEGAN HELPING INJURED SOLDIERS. THE NEXT YEAR SHE STARTED FOLLOWING THE UNION ARMY AROUND ON THE BATTLEFIELD



ANTIETAM

THE BATTLE OF ANTIETAM WAS THE BLOODIEST SINGLE DAY BATTLE IN U.S. HISTORY, WITH OVER 22,000 CASUALTIES IN JUST 12 HOURS.

CLARA FAMOUSLY HAD A BULLET GO THROUGH HER DRESS WHILE HELPING SOLDIERS AT THIS BATTLE. SHE WOULD NEVER GET THE HOLE MENDED AS A REMINDER OF THE DANGER SHE FACED

www.LettersFromLegends.com



AMERICAN RED CROSS

AFTER THE CIVIL WAR, CLARA TRAVELED TO SWITZERLAND WHERE SHE LEARNED ABOUT THE INTERNATIONAL RED CROSS. SHE WOULD THEN GO ON TO FOUND THE AMERICAN RED CROSS AS AN ORGANIZATION THAT WOULD PROVIDE RELIEF DURING BOTH WAR AND PEACE TIMES.

144 YEARS LATER, THE AMERICAN RED CROSS IS STILL ACCOMPLISHING CLARA'S MISSION: TO PREVENT AND RELIEVE HUMAN SUFFERING DURING CRISIS.



RECIPE

FROM CLARA BARTON

19TH CENTURY WARD-TRICK

SEPTEMBER 17TH, 1862

MAKES ABOUT 10-12 BISCUITS

Ingredients:

- 2 cups of flour
- 3/4 cup water
- 2 tablespoons of honey
- 1/2 teaspoon salt

Equipment:

- Bowl (For mixing)
- Rolling pin
- Knife or pizza cutter
- Baking sheet
- Fork



Method:

1. Preheat oven: to 375 F
2. Mix flour and salt in a bowl then add water and honey
3. Stir until it forms a doughy consistency
4. Knead the dough for about 2-3 minutes until smooth
5. Roll the dough out to about 1/4 inch thickness
6. Cut into small squares or rectangles
7. Use a fork to poke holes across each piece (This allows steam to escape, keeping the bread flat)
8. Place on a baking sheet and bake for 20-25 minutes until firm and lightly golden
9. Enjoy by itself or by dipping it into milk or tea! Civil War soldiers would have soaked it in milk to soften before eating


Barton's Wagon

With the help of an adult, cut out the different pieces below and fit them into Barton's wagon.

There's only enough room for 6 things in her wagon! So try to only bring what you need.



Barton's Wagon




www.LettersFromLegends.com



Name: _____

Date: _____

Clara Barton



Across

- 2. Another word for hurt or injured
- 6. The strength to do something scary
- 7. Someone who fights in an army
- 8. A place where soldiers fight during a war

Down

- 1. Believing things can get better
- 3. A person who cares for the sick and injured
- 4. Important items like food, bandages, and tools
- 5. Giving up something to help others

Word Bank

Wounded
Sacrifice

Courage
Hope

Nurse
Battlefield

Supplies
Soldier

Name: _____

Date: _____

Clara Barton

M M E D I C I N E H

Z R S O L D I E R Q

K S C T I A Z D B B

X E J I R N C T R A

N R S N V T Q Z A N

B V T U G I S C V D

H I O R U E L V E A

Y C P S S T C W S G

Q E L E V A Y C A E

U N I O N M O T T R

Union

Brave

Service

Medicine

Soldier

Bandage

CivilWar

Antietam

Nurse